



— **Magento Extension User Guide**

CUSTOMER GROUP PERMISSIONS

for Magento 2



Table of contents

1. [Key Features](#)
 - 1.1. [Restrict the products](#)
 - 1.2. [Restrict the categories](#)
 - 1.3. [Payment Method Permissions](#)
 - 1.4. [Shipping Method Permissions](#)
2. [Configuration](#)
3. [Products Restriction](#)
4. [Categories Restriction](#)
5. [Shipping Method Permission](#)
6. [Payment Method Permission](#)
7. [Product Attributes Permission](#)

Key Features

Restrict the products

Every e-Commerce seller has a various set of clients and accordingly different requirements for them. And it can be a situation when a store owner wants to restrict some products for a specific customer group. This extension will allow making necessary product restrictions quickly and properly.

Restrict the categories

The module allows making category restrictions for customer groups. For example, if an admin wants to restrict sale category from "Not Logged In" it's necessary to make only a few clicks and restrictions will be applied.

Payment Method Permissions

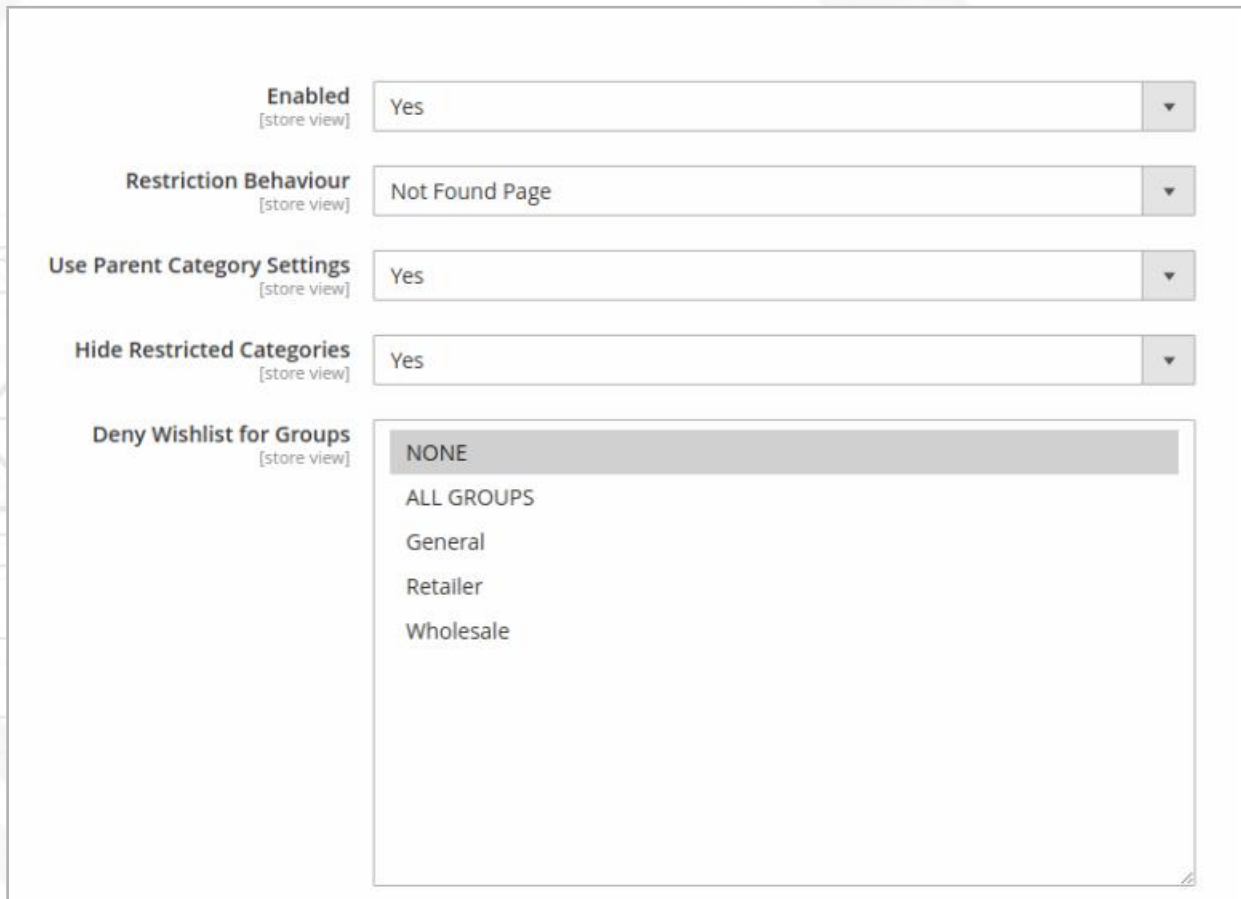
Very often store owners want to restrict some payment methods for specific customer group like store owner has some customer group and want to apply restrictions for specific payment methods. With the help of this extension, an admin can make payment restrictions in a few clicks.

Shipping Method Permissions

Usually, carrier companies propose a list of shipping methods to the customers. The extension allows an admin to restrict only unneeded shipping methods instead of blocking all of them. For example, you can make customer restrictions for Federal Express shipping method.

Configuration

- **Enabled** - To enable the extension select "Yes"
- **Restriction Behaviour - Redirect to Login Page** - if a customer is restricted he will be redirected to login page. **Not Found Page** - if a customer is restricted he will be shown a not found page.
- **Use Parent Category Settings** - This option is for Categories. If you want to apply the group restriction for all parent categories select "Yes".
- **Hide Restricted Categories** - To hide restricted categories select "yes".
- **Deny Wishlist for Groups** - Select for which groups must be wishlist restriction applied. You can restrict adding to the wishlist for customer groups (except guests). An admin can restrict only a concrete group of customers without guests. Magento restricts oneself to add to wishlist (Magento redirects to the login page).



The screenshot shows the configuration interface for the extension. It contains five settings, each with a label, a sub-label "[store view]", and a dropdown menu:

- Enabled** [store view]: Yes
- Restriction Behaviour** [store view]: Not Found Page
- Use Parent Category Settings** [store view]: Yes
- Hide Restricted Categories** [store view]: Yes
- Deny Wishlist for Groups** [store view]: A list of options: NONE (highlighted), ALL GROUPS, General, Retailer, Wholesale.

Products Restriction

To restrict the product for a specific customer group go to **Catalog > Products > select a necessary product > click "Edit" > scroll down the page up to the section "Customer Group Restrictions" > specify the restriction group > click "Save"**

Customer Group Restrictions

Restriction Groups
[store view]

NONE
ALL
NOT LOGGED IN
ALL GROUPS
General
Wholesale

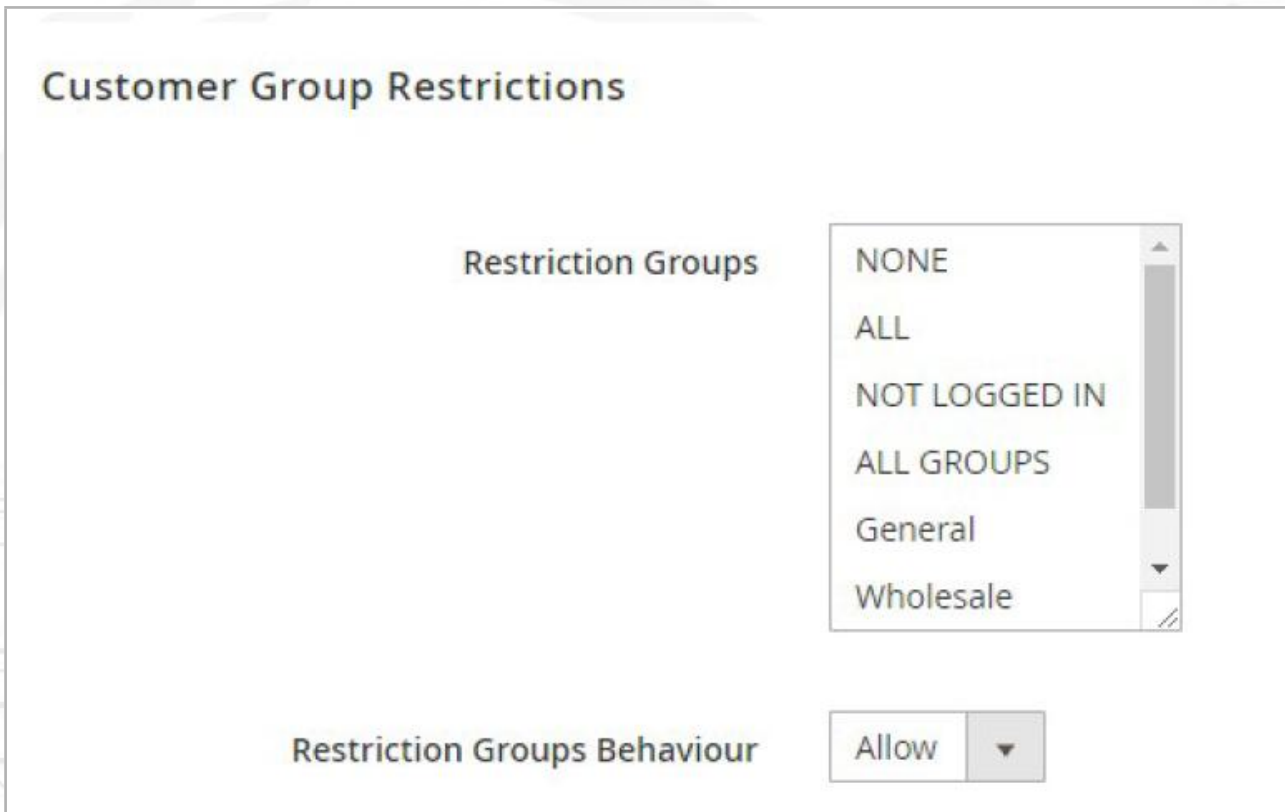
Restriction Groups Behaviour
[store view]

Allow

Categories Restriction

To restrict the category for a specific customer group go to **Catalog > Categories > select a necessary category > scroll down the page up to the section "Customer Group Restrictions" > specify the restriction group > click "Save"**.

If you want to apply the restrictions for parent categories go to Configuration Panel and in the field "Use Parent Settings" select "Yes".



Customer Group Restrictions

Restriction Groups

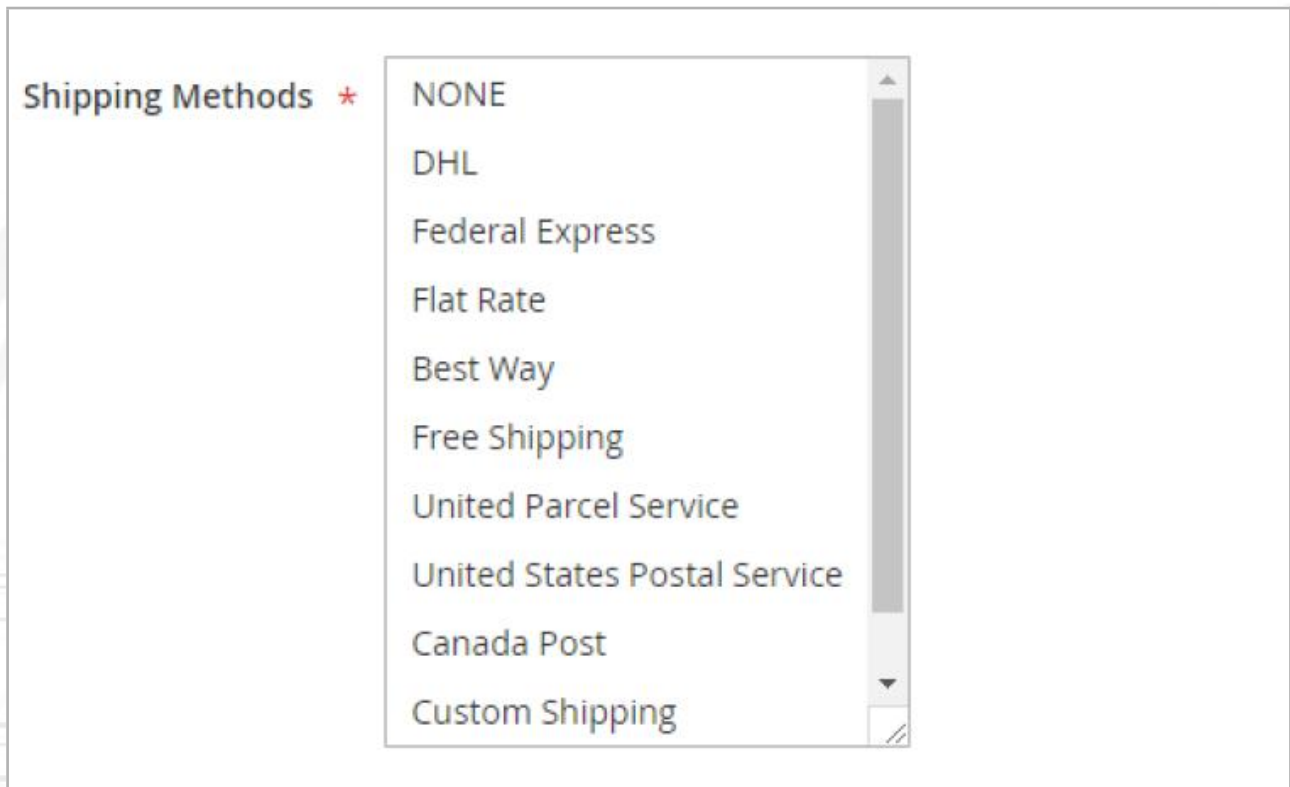
- NONE
- ALL
- NOT LOGGED IN
- ALL GROUPS
- General
- Wholesale

Restriction Groups Behaviour

Allow

Shipping Method Permission

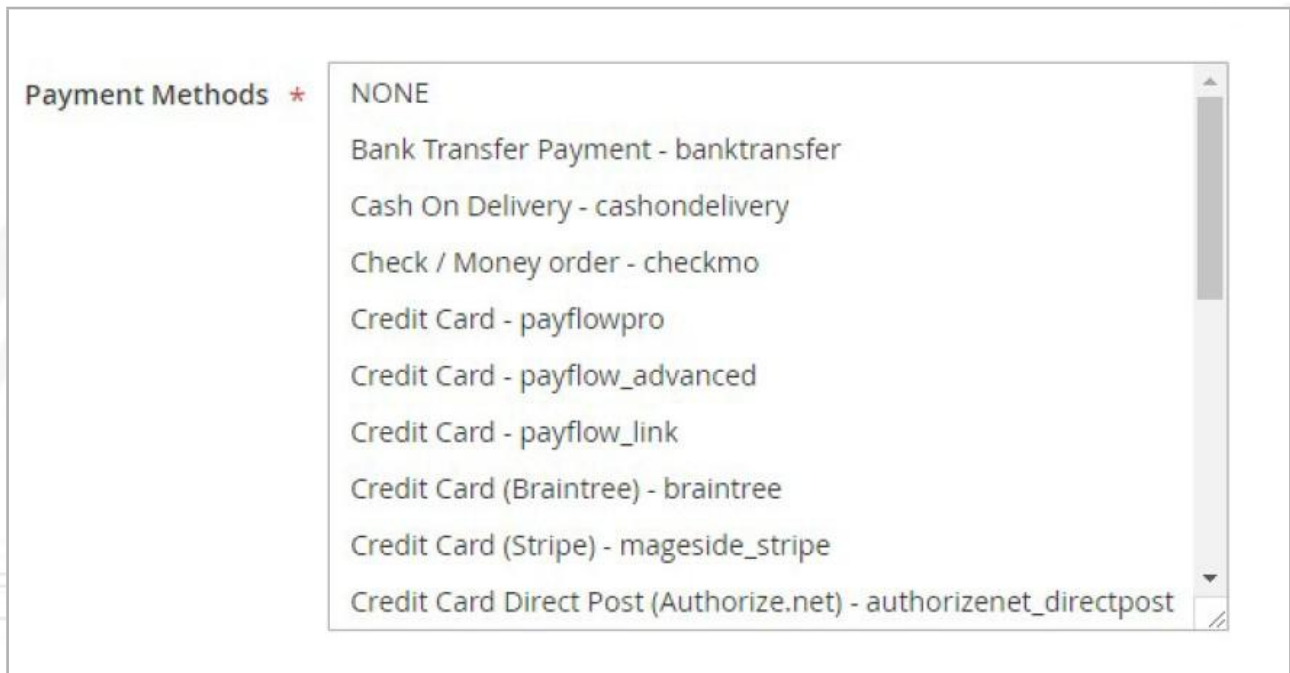
To restrict a shipping method for a specific customer group go to **Customer (in older Magento versions (till ver. 2.2) "Stores") > Customer Groups > select a necessary customer group > select which shipping methods should be restricted > click "Save Customer Group"**.



The image shows a screenshot of a web interface. On the left, there is a label "Shipping Methods" followed by a red asterisk. To the right of this label is a dropdown menu. The dropdown menu is open, showing a list of shipping methods. The list includes: NONE, DHL, Federal Express, Flat Rate, Best Way, Free Shipping, United Parcel Service, United States Postal Service, Canada Post, and Custom Shipping. The dropdown menu has a scroll bar on the right side and a small icon at the bottom right corner.

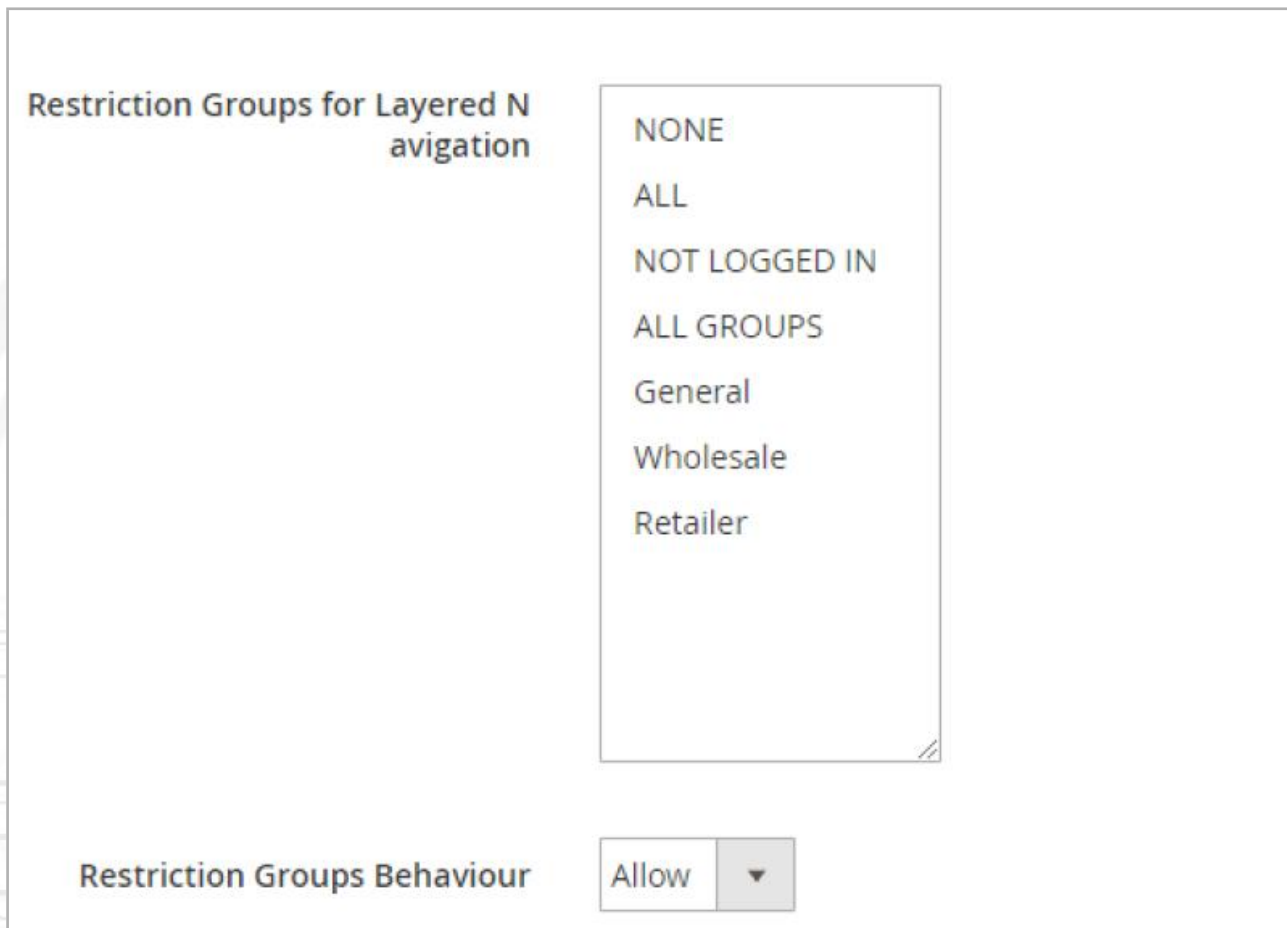
Payment Method Permission

To restrict a payment method for a specific customer group go to **Stores > Customer Groups > select a necessary customer group > select which payment methods should be restricted > click "Save Customer Group"**.



Product Attributes Permission

To restrict product attribute for a specific customer group go to **Stores > Attributes - Product > select a necessary attribute > click "Storefront Properties" > apply the restrictions in the sections "Restriction Groups for Layered Navigation" and "Restriction Groups Behaviour" > click "Save Attribute"**.



The screenshot displays two sections of the Magento Admin interface:

- Restriction Groups for Layered Navigation:** A dropdown menu is open, showing the following options: NONE, ALL, NOT LOGGED IN, ALL GROUPS, General, Wholesale, and Retailer.
- Restriction Groups Behaviour:** A dropdown menu is open, showing the option: Allow.



— WE THRIVE YOUR

FEEDBACK

AND INPUT!

Email: customer@pageside.com

Web: www.pageside.com

Skype: [pageside](https://www.skype.com/name/mageside)

Facebook: www.facebook.com/mageside

Twitter: <https://twitter.com/mageside>

Mageside is a team of developers dedicated to Magento installation, support, extension creation and advanced customization. We are good at doing the heavy lifting, and there is no Magento project that is out of scope on a technical basis.

Mageside does full site conversions, Magento 2 upgrades, advanced extension development, deep systems integration and all the other fun stuff. Our code is incredibly clean, we are on first name basis with several of the core devs, and love every opportunity to create another fine expression of ecommerce. If you need the best, let us work on your next project.