



— **Magento Extension User Guide**

DIMENSIONAL SHIPPING

for Magento 2



Table of Contents

1. [Key Features](#)

- 1.1. [Smart Product Packing](#)
- 1.2. [Compatible with Canada Post, FedEx, DHL, UPS, USPS](#)
- 1.3. [Specify dimensions for each product in your store](#)
- 1.4. [Supports all product types](#)
- 1.5. [Specify the dimensions of each of your boxes](#)

2. [Configuration](#)

3. [Manage Shipping Boxes](#)

4. [Product Dimensions](#)

5. [Dimensional Shipping Example](#)

Key Features

Smart Product Packing

The products in your store will be packed automatically based on product dimensions and boxes dimension.

Compatible with Canada Post, FedEx, DHL, UPS, USPS

This extension works well with such carrier as Canada Post, FedEx, DHL, UPS, USPS. The extension sends the dimension information to the carrier and it calculates the shipping rates automatically. The shipping rates will be democratic and exact.

Specify dimensions for each product in your store

An admin can easily define the product dimensions for each product as many as he needs to.

Supports all product types

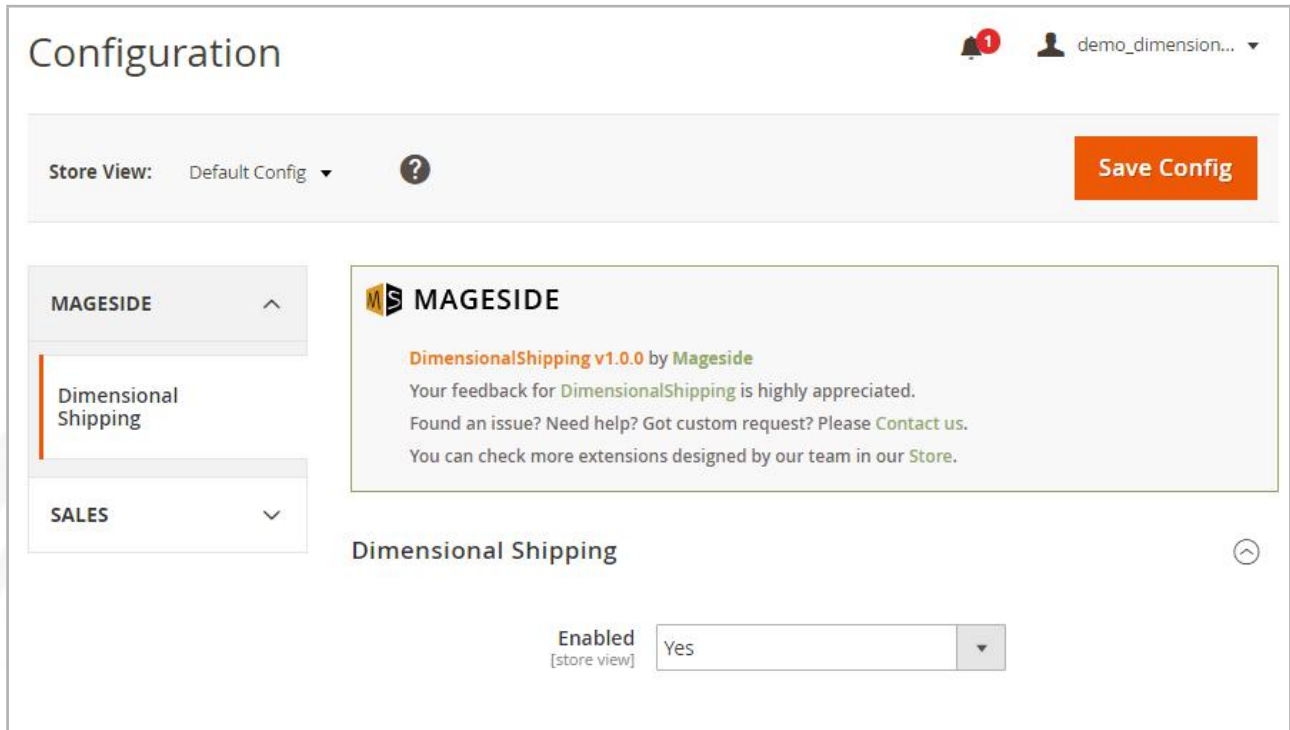
The extension Dimensional Shipping supports all products types: configurable, bundled, grouped, simple products.

Specify the dimensions of each of your boxes

An admin can add as many boxes and boxes dimension as it's needed to. The shipping rate will be calculated more accurately and exact if an admin creates many boxes with various dimensions.

Configuration

- **Enabled** - To enable the extension select "Yes".



The screenshot shows the Magento Configuration interface. At the top, there is a 'Configuration' header with a notification bell icon (1) and a user profile icon labeled 'demo_dimension...'. Below this is a 'Store View' dropdown set to 'Default Config' with a help icon, and a prominent orange 'Save Config' button. On the left sidebar, the 'MAGESIDE' category is expanded to show 'Dimensional Shipping' and 'SALES'. The main content area features a 'MAGESIDE' banner for 'DimensionalShipping v1.0.0 by Magaside', which includes a feedback message and a link to contact support. Below the banner, the 'Dimensional Shipping' extension is listed with an 'Enabled' status set to 'Yes' in a dropdown menu.

Manage Shipping Boxes

To manage shipping boxes go to **Stores > Boxes > Add New Box > Fill up the Fields > Click "Save"**

- **Box Name** - Type the box name.
- **Length** - Type the length of the box.
- **Width** - Type the width of the box.
- **Height** - Type the height of the box.
- **Inner Length** - Type the inner length of the box.

New Box

Box name

Length in

Width in

Height in

Inner Length in

- **Inner Width** – Type the inner width of the box.
- **Inner Height** – Type the inner height of the box.
- **Empty Weight** – Type the empty weight of the box.
- **Max Weight** – Type the max weight of the box.
- **Available** – If available select “yes”.

Inner Width	<input type="text"/>	in
Inner Height	<input type="text"/>	in
Empty Weight	<input type="text"/>	lbs
Max Weight	<input type="text"/>	lbs
Available? *	<input type="text" value="Yes"/>	▼

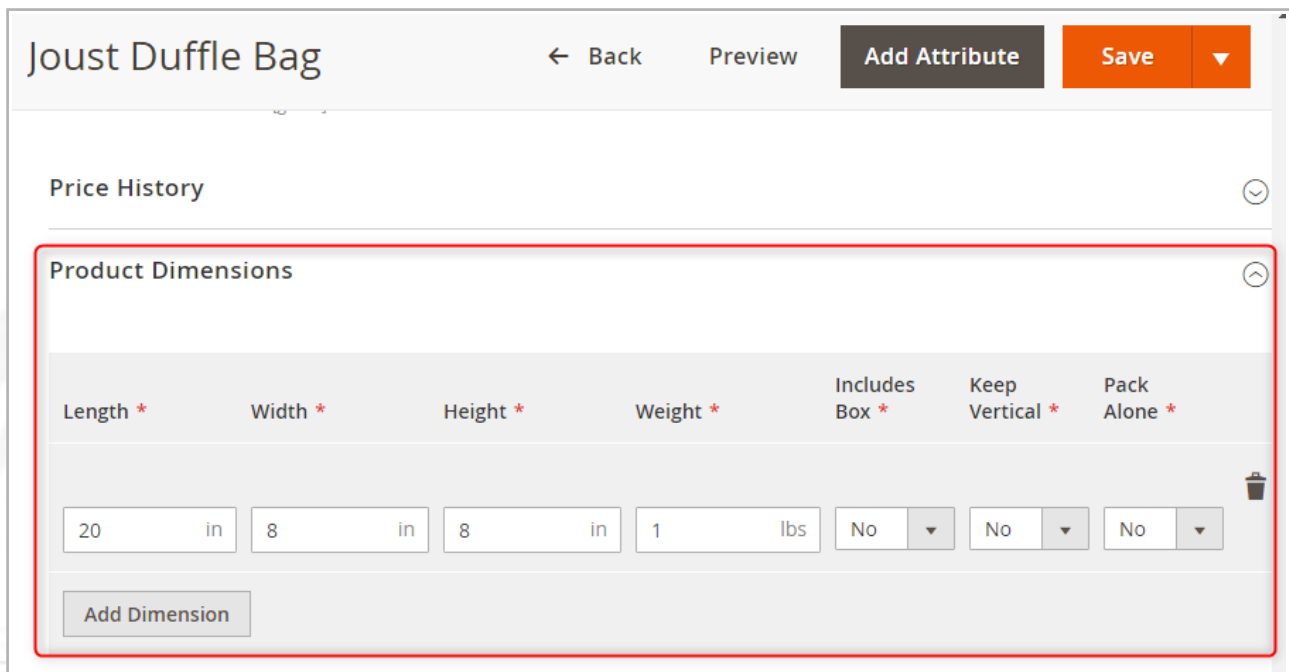
Updating

A standard import for the extension:
it is necessary to add into the file for import these columns: **width**, **length**, **height**, **vertical** to the end of the file. After that, an admin can quickly update the dimensions of boxes for products.

	CJ	CK	CL	CM
▼	width ▼	length ▼	height ▼	vertical ▼
	8.0000	20.0000	8.0000	0

Product Dimensions

To settle the product dimension go to **Catalog > Products > Select a Product > Product Dimensions > Add Dimension > Save Product**



Joust Duffle Bag

← Back Preview Add Attribute Save ▼

Price History

Product Dimensions

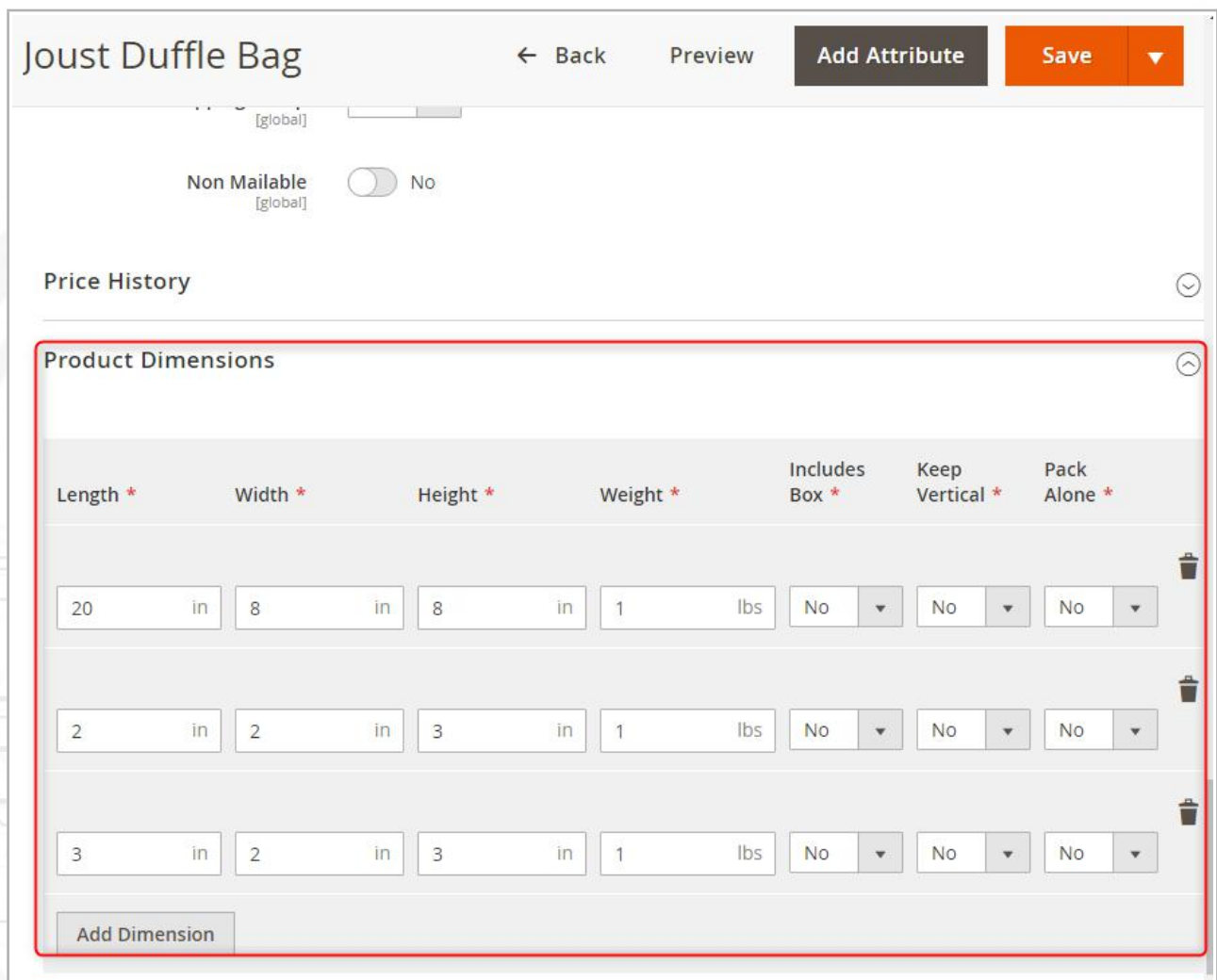
Length *	Width *	Height *	Weight *	Includes Box *	Keep Vertical *	Pack Alone *
20 in	8 in	8 in	1 lbs	No ▼	No ▼	No ▼

Add Dimension

Dimensional Shipping Example

Add product dimensions > Go to your store > Add the product to the shopping cart > fill up all necessary fields > Canada Post will calculate automatically the shipping price according to product dimensions and boxes.

For our example we used [Canada Post Shipping Extension](#).



Joust Duffle Bag ← Back Preview Add Attribute Save

Non Mailable No

Price History

Product Dimensions

Length *	Width *	Height *	Weight *	Includes Box *	Keep Vertical *	Pack Alone *	
20 in	8 in	8 in	1 lbs	No	No	No	🗑️
2 in	2 in	3 in	1 lbs	No	No	No	🗑️
3 in	2 in	3 in	1 lbs	No	No	No	🗑️

Add Dimension

Canada Post calculated automatically the shipping price according to product dimensions.

Zip/Postal Code *

T5G 3A6

Country *

Canada

Phone Number *

0907876876



Shipping Methods

\$15.00 Fixed Flat Rate

\$0.00 Regular Parcel (renamed) - Est. Delivery Jul 30, 2019 Canada Post

\$312.18 Xpresspost - Est. Delivery Jul 24, 2019 Canada Post

\$415.90 Priority - Est. Delivery Jul 23, 2019 Canada Post

Delivery to nearest post office.

Next



The packages were created automatically using the box dimension we created:

Package 1 Add Products to Package

Type	Total Weight	Length	Width	Height
Documents a	5 lb	27	15	17 in

	Product Name	Weight	Qty Ordered	Qty	
<input checked="" type="checkbox"/>	Joust Duffle Bag 1	1	1	1	Delete
<input checked="" type="checkbox"/>	Joust Duffle Bag 6	1	1	1	Delete
<input checked="" type="checkbox"/>	Joust Duffle Bag 6	1	1	1	Delete
<input checked="" type="checkbox"/>	Joust Duffle Bag 6	1	1	1	Delete
<input checked="" type="checkbox"/>	Joust Duffle Bag 7	1	1	1	Delete



The products in our order were divided by two packages and Canada Post automatically created tracking information:

Shipping and Tracking Information

[Track this shipment](#)

Canada Post - Xpresspost - Est. Delivery Jul 24, 2019

Total Shipping Charges: **\$312.18**

Carrier	Title	Number	Action
Canada Post	Canada Post	123456789012	
Canada Post	Canada Post	123456789012	



— WE THRIVE YOUR

FEEDBACK

AND INPUT!

Email: customer@pageside.com

Web: www.pageside.com

Skype: [pageside](https://www.skype.com/name/mageside)

Facebook: www.facebook.com/mageside

Twitter: <https://twitter.com/mageside>

Mageside is a team of developers dedicated to Magento installation, support, extension creation and advanced customization. We are good at doing the heavy lifting, and there is no Magento project that is out of scope on a technical basis.

Mageside does full site conversions, Magento 2 upgrades, advanced extension development, deep systems integration and all the other fun stuff. Our code is incredibly clean, we are on first name basis with several of the core devs, and love every opportunity to create another fine expression of ecommerce. If you need the best, let us work on your next project.